

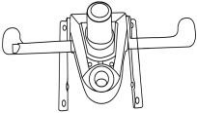
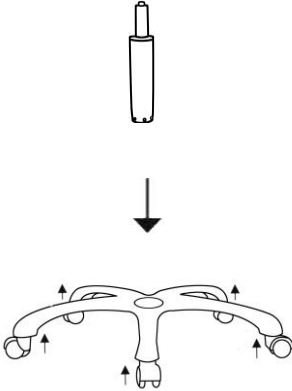
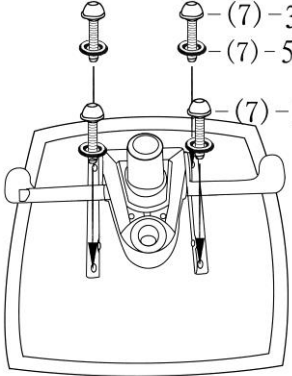
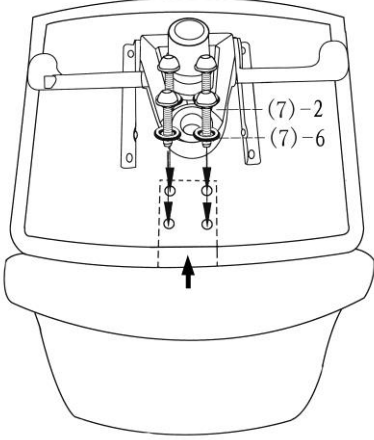

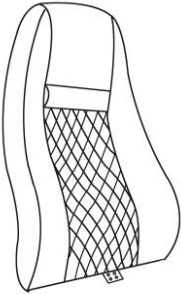

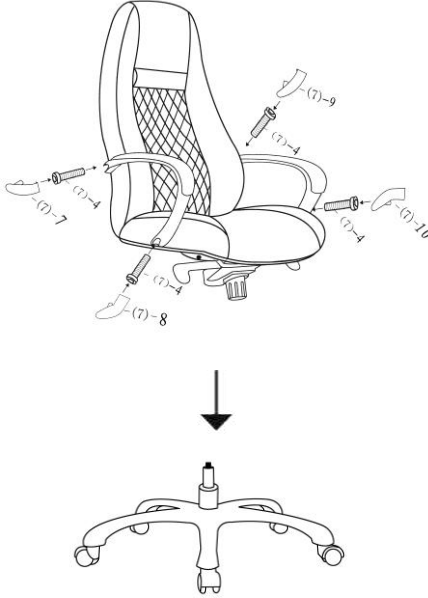















Схема сборки кресла F185

<p>(1)Крестовина</p>  <p>X5</p>	<p>(2) Газлифт</p> 	<p>(3) Механизм</p> 	<p>A</p> 	<p>B</p> 	<p>C</p> 
<p>(4) ПОДЛОКОТНИК</p>  <p>X2</p>	<p>(5)Спинка</p> 	<p>(6)Сиденье</p> 			
<p>(7)Фурнитура</p>			<p>D</p> 	<p>E</p> 	
<p>1.  X2 6X25MM</p> <p>2.  X4 6X30MM</p> <p>3.  X2 6X35MM</p> <p>4.  X4 8X35MM</p> <p>5.  X4 6X16MM</p> <p>6.  X4 6X20MM</p> <p>7.  X1</p> <p>8.  X1</p> <p>9.  X1</p> <p>10.  X1</p> <p>11.  X1 5MM</p> <p>12.  X1 6MM</p>					

